



PV Holidays Trip

Chromepet, Chennai. Tamil Nadu

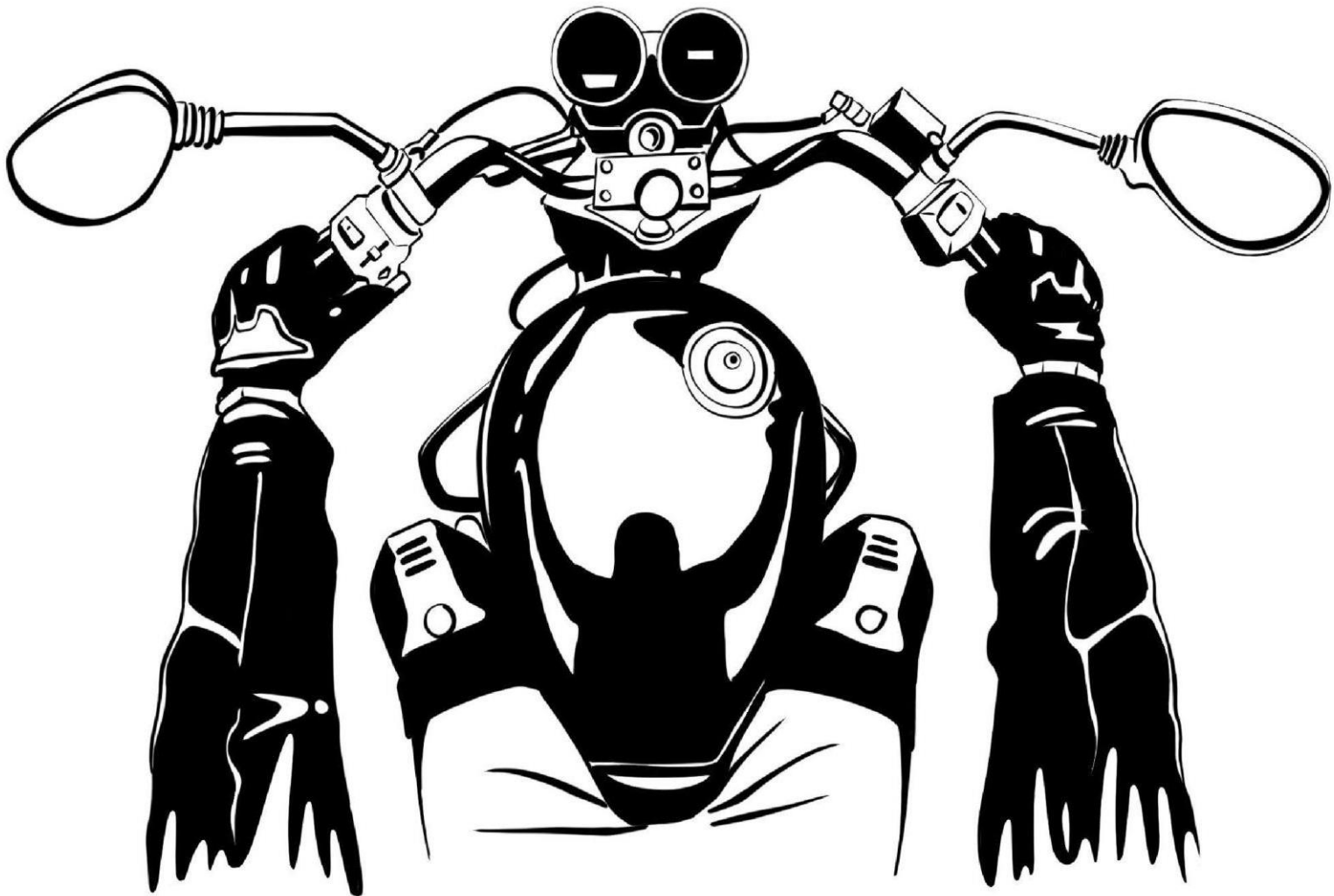
Ph:+919789973005

Email: pvholidaystrip@gmail.com

Website: www.pvholidaystrip.in

Connect with us on  

LADHAK



(Manali – Leh - Srinagar) 12 Days

Departure Dates for 2024

June – 15th, 29th

July - 13th, 27th

Aug – 9th, 21st

Sep – 07th, 21st

Day 1 Delhi-Manali (By Volvo)

On the first day of your trip, board a Volvo bus to Manali from Delhi or Chandigarh. It will be an overnight journey, so make sure that you are well prepared.

Day 2 Explore Manali

Once you reach Manali, check-in at the hotel, rest for some time and get ready for an orientation process and tour briefing. Today's day is rest and acclimatization day. You may enjoy a relaxing nature walk to Hadimba Temple and Manu temple around Beas River on your own. Hadimba Temple is truly one-of-a-kind, as it is dedicated to Hadimba Devi, wife of the mighty Bhima from the Hindu epic Mahabharata. Manu Temple located near river Beas is dedicated to sage Manu, the creator of the World. When you return, you will get a chance to ride your allotted bike for a trial run in the evening. Breakfast, Dinner & Overnight Stay at hotel.

Day 3 Manali - Sarchu

Your long-awaited ride to Ladakh finally begins on this day. Pack your bags and get set for a thrilling ride. You will visit Solang Valley, known for a variety of winter sports, followed by Rohtang Pass and Keylong. We will cross Atal tunnel also so be ready for rough riding. We will cross Suraj Tal 16,043-ft-high Bara-lacha la Pass in the Zaskar Range. The rough patches of Darcha and Zingzingbar will give you an adrenaline boost. Further, we will start the journey toward Sarchu. Dinner and Overnight Stay in Swiss Camps at Sarchu

Day 4 Sarchu – Leh

Today we will cross Tanglang-La-Pass(17,480ft). Enjoy the most beautiful sights that will take your breath away, but a mix of right roads and bad await us on our way to Leh.

Day 5: Leh - Khardung La - Nubra Valley

Start journey to Khardung-La passes 18380 Ft. The highest motor-able road in the World.

Further, continue the journey toward Nubra Valley. Enjoy the scenic beauty and reach Campsite by evening.

Day 6: Nubra Valley - Pangong TSO

We'll see dunes in no-man land, enjoy camel ride & photoshoot. The route is less travelled, but the most adventures one. Be ready to test your riding skill. Reach Pangong Lake by afternoon. Spend the evening in Camps at lake. Enjoy dinner and overnight stay in camp.

Day 7: Pangong TSO –Hanle – 200 KM

The real beauty of Pangong Lake you will observe on this day.

In chushul, we will visit Rezang La war memorial.

Hanle has a lovely Monastery offering some great aerial views of the whole village that is a home of about 1000 people with altitude of 4500 Mtrs.

The Hanle Observatory is operated by the Indian Institute of Astrophysics, Bengaluru and currently the second highest optical observatory in the world, with an installed telescope of about 2.01 meters (6.5 feet) diameter. Overnight stay at Hanle

Day 8: Hale to UmlingLa and back to Hanle 180 KM

Today you will ride on the highest motorable road in the world.

Umling La is a mountain pass in Ladakh, India on the ridgeline between Koyul Lungpa and the Indus River near Demchok. At an elevation of 5,640 metres, it forms the source for the Umlung stream that drains into the Indus and a tributary of the Kiungdul river that drains into Koyul Lungpa. Overnight stay at Hanle.

Day 9: Hanle to Leh

After a delicious breakfast, head back to Leh.

Pass through the picturesque landscape around that gives this place extremely romantic and breathtaking vibes. Experience the unique adventure bathing experience aside from the Indus River in **Chumathang Hot Water Spring**. Take a stopover at traditional attractions and reach Leh. Visit Leh market to shop for some goods and enjoy Ladakhi cuisine.

Overnight stay at a hotel in Leh

Day 10 Leh - Kargil

Today the road offers much Breathtaking Landscape; we'll feel Magnetic Hill today & take blessings of Gurudwara Pathar Sahib. Visit Dah and Hanu Villages, the two "Aryan" Villages of Ladakh. Overnight stay in Kargil

Day 11: Kargil - Srinagar

Wake up early and start journey after breakfast. We will cross through Sonmarg and Zojila Pass today, very tough ride. Will cross Drass and Kargil War Memorial. We will halt at Drass and pay homage to our War heroes at Kargil War Memorial, situated at Drass sector, Where 1999 war was fought. Reach Kargil by evening. Enjoy Dinner and overnight stay in Hotel.

Day 12: Srinagar

Complete your unforgettable Himalayan excursion by taking the flight from Srinagar. If your flight is late, you can explore Srinagar at your leisure.

Hotel List:-

Leh – Khakshal, Pangong Hotel, Eternal Comfort / Gyalsta Inn or Similar
Nubra Valley – Apple Cottage, DeCamp, Oasis Camp, Nubra Summer Camp or Similar
Pangong Lake – P3 Camps, Norling Camps, Wild Camp, Himalayan inn or Similar
Kargil – PC Palace , Royal Gasho Kargil Heights, or Similar
Srinagar – Mehtab Palace, Shefaf, Houseboat or Similar
Manali – Harmony Inn, Maple Retreat or Similar

INCLUSIONS:

- All accommodation on a Double/Triple sharing basis in hotels/Camps.
- All meals throughout the stay on MAPAI basis- Breakfast & Dinner only in Hotels/Camps
- Support backup vehicle, for emergency use and luggage. (Strictly No suitcase/Trolley bags allowed only one backpack bag)
- Riding Jacket for Rider and Pillion
- Knee Guards for Rider and Pillion
- Team Leader/ Road Captain & Support staff.
- Emergency Mobile number to stay in touch (In terrains where other network does not work only BSNL works)
- Mechanic for breakdown service.
- Basic First aid kit and Rescue arrangements.
- Group Photographs of the Trips-memories to cheer.
- Tips on How to ride & pack/ List of things you need to carry & not to do things.
- Likeminded Friends & Unforgettable memory for life!
- Riding Certificate

EXCLUSIONS:

- Any Expense incurred due to force majeure.
- Expenses of personal nature such as table drinks, water bottles, snacks, telephone calls, laundry, camera fee for still or video camera, tips to drivers, local guides, and hotel staff.
- Any item not mentioned in the inclusions.
- 5% Taxes

Any damage/ change of spares in bike during tour would be payable by guest directly.

1. If you are joining with our bike, then you have to pay ` 5,000/- Deposit for Bike which will be refunded you back on the final day after completing the bike trip
2. If you leave the bike at any place during the trip, then the deposit will not be refunded

Pricing Section

Package For 12 Days	Type	Cost (Per Person)	Inclusions
Standard Package	Self-Vehicle	INR:21,999/-	Bike/Car and Fuel
Solo Rider	1 Person 1 Bike	INR:43,999/-	Bike/Fuel
Double Share	2 Person 1 Bike	INR:32,999/-	Bike/Fuel
SUV Seat	1 Person	INR:32,999/-	All Inclusion

FREQUENTLY ASKED QUESTIONS

Q. Which is the best time for Leh Ladakh Bike Trip?

A. The route from Srinagar to Leh is only open from June to September. So these months are best to make this bike trip.

Q. Which bike you provide for the trip?

A. We provide 350cc Royal Enfield Bikes.

Q. Can we have any option in bikes?

A. Yes, you have other options of Bajaj Avenger, Royal Enfield 500 and Himalayan.

Q. Do you have any right shift gear bikes?

A. No, we don't have bikes with right shift gears.

Q. What things do you provide with the bike?

A. We provide all the accessories like Carrier, helmets, Gloves, Cans for fuel etc. on nominal charges.

Q. What about the condition bikes?

A. We provide all bikes in perfect conditions, with adding new bikes to our fleet every year.

Q. Is the fuel cost including on this trip?

A. Yes, the fuel cost also included in this trip.

Q. How is the condition of the road during the whole trip?

A. 60% Roads are in good condition, in other 40% you can experience off-road driving.

Q. Do I need to carry a full set of bike repair tools?

A. No, you do not need to carry any kit regarding bike repair. We will provide you with a mechanic and every tool you do need during the trip.

Q. Which transport you provide for the backup vehicle?

A. In the backup vehicle, we mostly provide Mahindra Thar

Q. What riding gear do I need for Ladakh trip?

A. This is the kind of trip riding gear made for. Get a riding jacket, pants, shoes, gloves and a full-face helmet. Keep in mind that all of your riding gear should be good to go against rain, hail and snow.

Q. Do I need to carry thermal wear?

A. Yes, there will be very cold, so it is advisory to carry thermal wear.

Q. What kind of food you provide during the trip?

A. We provide food for 2 times in a day i.e. Breakfast & Dinner.

Q. Do I need to carry any documents with me?

A. Carry an original Driving Licence card and a passport size photograph.

Q. Is there any lack of oxygen during the trip?

A. Anybody travelling 10,000 feet above sea level will find difficulty in breathing or is likely to fall prey to altitude sickness. It happens due to low level of atmospheric oxygen. The biggest cause of AMS (Acute Mountain Sickness) is dehydration. People on the trip forget to drink enough water, they keep on riding. To beat AMS, take the following steps:

1. Drink lots and lots of water mixed with glucose.
2. Take everything slow. Even little labour at high altitudes will leave you spent.
3. Take one Diamox at Srinagar on the morning when you leave for Leh. Diamox takes one hour to start working.
4. Don't push too hard; take the trip slowly. Ascent slowly, decent.
5. If you feel the symptoms creeping up, stop and take some rest. Don't keep pushing.

Q. Which language speaks in Ladakh?

A. Ladakhi people speak local Ladakhi language though all of them understand Hindi with some of them (city dwellers) understand English too.

Q. What about money exchange, can we use Debit/credit cards?

A. Money can be exchanged only in Srinagar & Leh town; you can also use debit/credit card in a few of the reputed shops and hotels but at an additional 2% service tax.

Q. Which network is accessible? A. During the whole trip you can get BSNL network at some places, in Srinagar you can get every mobile network but in Ladakh region, you can only access postpaid BSNL, Airtel and Vodafone.

Note: Booking Amount is Non- Refundable.

PAYMENT TERMS & CONDITIONS

Reserve your seat for INR.5000* only. (Limited Slots)

The Balance amount should be cleared before 30 days of departure.

For Booking :

Account Name: Prabhu P

Account Number:- 05451610360976

Account type:- Saving

Bank Name:- HDFC Bank

IFSC:- HDFC0000545

Branch:- Madhapur, Hyderabad, Telengana

Phonepe/Gpay/Paytm/CRED : 9789973005

UPI ID : itsprabhu1@okhdfcbank